









## Technical data(EM-TTI2401/EM-BTI2401)

Item	Data
Rated input voltage	220-240VAC,50/60Hz
Input current	20mA Max
Input power	3W
Output voltage range	DC20-250V
Max output current	110mA
Output power	2W
Battery cells voltage/capacity	LiFePO4 3.2V 3.2Ah,10.24Wh
Recharge current	200mA
Recharge time	24hours
Discharge time	180 minutes

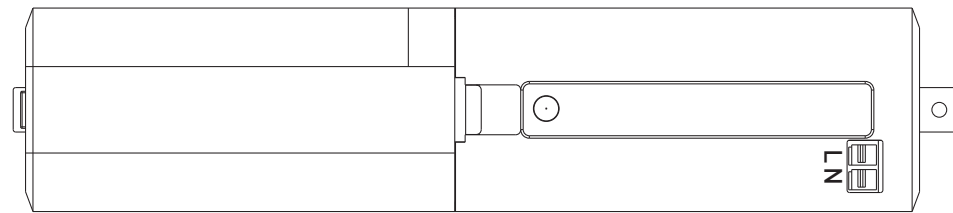

## Explanation of LED indicator

	Color	LED indication	Status	Comment
	Green	Slow flashing green (3 sec on, 1 sec off)	Charging Mode	AC mode
	Green	Permanent green	Fully Charged	AC mode
	Green	Fast flashing green (0.1 sec on, 0.1 sec off)	Function test underway	
	Green	Slow flashing green (1 sec on, 1 sec off)	Duration test underway	
	Red	Permanent red	Load failure	Open circuit/ Short circuit Led failure (emergency mode)
	Red	Slow flashing red (1 sec on, 1 sec off)	Battery failure	Battery failed the duration test or function test / No battery
		Green and red off	DC mode	Battery operation (emergency mode)

## Line drawing



EM-TTI2401



EM-BTI2401

